

South Carolina Available Industrial Building



Global Advantage Whse, portion 210,000 Sq. Ft. Myrtle Beach

Location: 568 George Bishop Pkwy, South of US 501
Myrtle Beach, SC
Horry County

Building Area:	Sq. Ft. Office
	210,000 Sq. Ft. Mfg./Whse.
	210,000 Sq. Ft. Total

Year Built: 1987

Condition: Average

Construction
Floor: 6" Concrete
Walls: Insulated Metal
Roof: Insulated Metal
Columns: 44'x25' and 55'x25'

Clear Height: 23'6" (21'3" Under Beam) at Eaves
Approximately 27' - 29' at Center

Lighting: Metal Halide and Sodium Vapor

Heating: 100%

Air Conditioning: Office Only

Sprinkler: 100% Wet

Truck Docks: 36 Docks Plus 1 Drive in Door

Site: 12.5 Acres

Former Use: Warehouse

FOR LEASE/SALE

Date Available: Immediately

Lease: Negotiable

Sale: Lease Only

COMMENTS:

This is a 210,000 square foot portion of a 334,394 square foot building.

UTILITIES

Electricity: Santee Cooper

Gas: South Carolina Electric & Gas Co.

Water: Grand Strand Water & Sewer

Sewer: Grand Strand Water & Sewer

TRANSPORTATION

Railroad: None

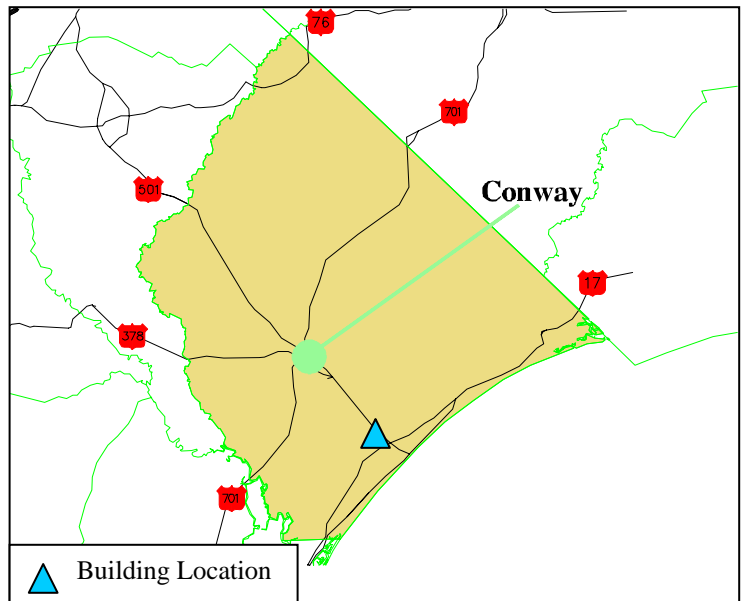
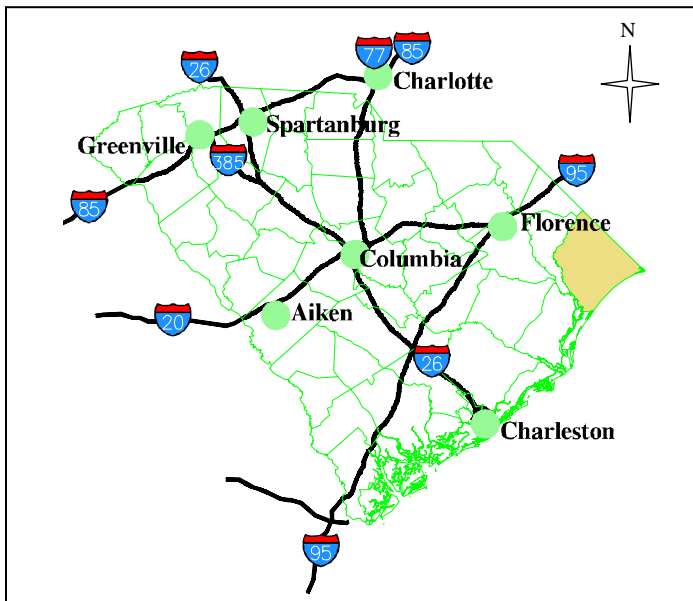
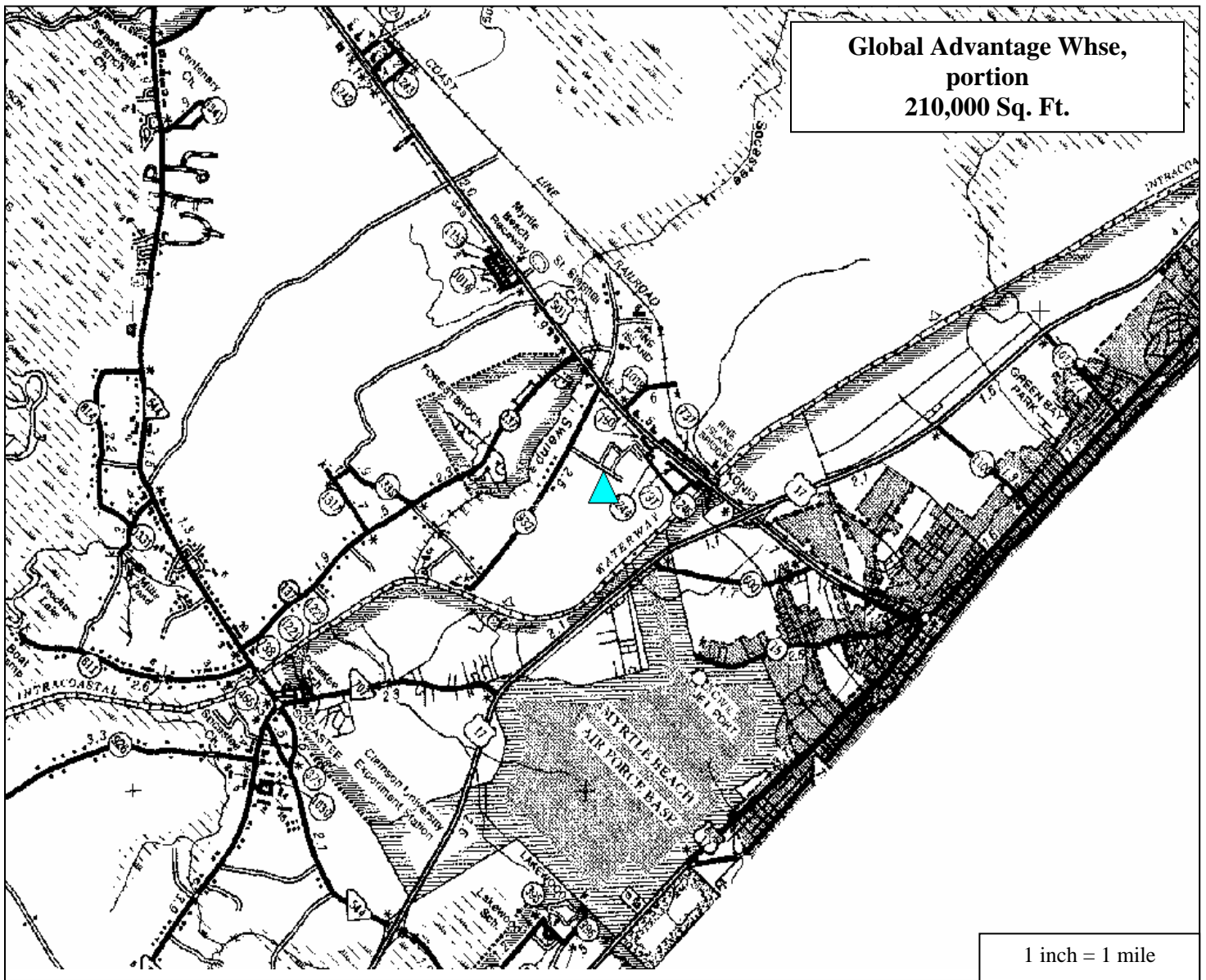
Interstate Access: I-95, 59 Miles
I-20, 73 Miles

Commercial Airport: Myrtle Beach International
4 Miles

For Additional Information Contact:

SC Department of Commerce
1201 Main Street, Suite 1600
Columbia, SC 29201
Tel. 803-737-0400





The South Carolina Department of Commerce, by providing this information, neither acts as an agent for the seller, buyer, lessor, nor lessee and provides this information solely pursuant to its public mandate to promote economic development within the State. The information provided by the Department of Commerce is derived from various sources and the Department of Commerce does not guarantee its accuracy nor make any representations concerning the suitability of the property for a particular purpose. Independent verification of any information should be sought by the user of the information.

Prepared: Apr 17, 2007